









# SPOTlight: School Year 2022-2023

Boys Latin of Philadelphia Charter School			
School Code	3388	Principal Name	Robert Parker
Sector	Charter	Address	5501 Cedar Ave
Network	Charters	Phone	215 387 5149
Report Type	Middle School	Admission Category	Citywide
Receives HS Report	Yes	October 1 Enrollment	318
Grades in Report	6-8		
Website	boyslatin.org		

## School Performance Outcomes Table

CONDITIONS FOR SUCCESS				
Metric Name	2021-22 Results	2022-23 Results	2022-23 Progress	Metric Description
Student Attendance	38.9%	64.4%	+25.5 %-pts 	Percentage of students attending 90% or more of instructional days
Teacher Attendance	Not Applicable			Percentage of teachers attending 90% or more of work days
Student Dropouts (Grades 7-8)	0	0	+0 	Number of students no longer enrolled, and who did not transfer or graduate

ACADEMIC GOALS						
Metric Name	2021-22 Results	2022-23 Results	2022-23 Progress	2021-22 Results	2022-23 Results	2022-23 Progress
<b>Goals 1-3: Grades 3-8</b>	<b>PSSA/PASA Proficient or Advanced</b>			<b>PSSA/PASA Below Basic</b>		
Grade 3 Reading	Not Applicable			Not Applicable		
Grade 3 - 8 Reading	33.2%	30.7%	-2.5 %-pts 	18.4%	17.3%	-1.1 %-pts 
Grade 3 Math	Not Applicable			Not Applicable		
Grade 3 - 8 Math	1.8%	5.6%	+3.8 %-pts 	80.4%	79.7%	-0.7 %-pts 
Grade 4 and 8 Science	20.3%	31.4%	+11.1 %-pts 	54.2%	40.7%	-13.5 %-pts 

All SPOTlight indicator colors are based on unrounded changes in results. Percentage point changes are rounded to the nearest tenth for display.

SPOTlight Legend:	Improving 	Maintaining 	Not Improving 
-------------------	---	--	---



# Boys Latin of Philadelphia Charter School

## 2022-2023 SCHOOL PROGRESS REPORT ON EDUCATION AND EQUITY

School Code | 3388 Sector | Charter Network | Charters  
Principal Name | Robert Parker Address | 5501 Cedar Ave  
Phone | 215-387-5149 Website | boyslatin.org  
Report Type | Middle School Grades in Report | 6-8  
Admissions Category | Citywide Receives HS Report | Yes  
Oct 1 Enrollment | 318

### Student Enrollment and Demographics



- 0.0% American Indian / Alaskan Native
- 0.0% Asian
- 93.1% Black / African American
- 2.2% Hispanic / Latino
- 4.4% Multi Racial / Other
- 0.0% Native Hawaiian / Pacific Islander
- 0.3% White

**334**

# of Students Served Over the Full Year

**29.6%**

% of Students with IEPs

**0.0%**

% of Students Identified as English Learners

**71.4%**

% of Students Identified as Economically Disadvantaged

### Student Attendance

**25.8%**

% of Students Attending at Least 95% of Instructional Days

**64.4%**

% of Students Attending at Least 90% of Instructional Days

Score Level	Performance	Improvement	Level
Not Applicable for 2022-2023	Black / African American		
Performance Insufficient Data for Score	Insufficient Data for Score	<b>66.7%</b>	NA
	Hispanic / Latino		
Improvement Improving in 77.8% 7 out of 9 Eligible Metrics	Insufficient Data for Score	Insufficient Data for Score	NA
	Multi Racial / Other		
Goal Performance (All Students)	Insufficient Data for Score	Insufficient Data for Score	NA
	White		
GOAL 1   PSSA ELA: % of Students Proficient or Advanced, Grades 3-8	Insufficient Data for Score	Insufficient Data for Score	NA
<b>Score: 30.7%</b>	American Indian / Alaskan Native		
NOT IMPROVING -2.5 From Prior Year ❌	Insufficient Data for Score	Insufficient Data for Score	NA
GOAL 2   PSSA ELA: % of Students Proficient or Advanced, Grade 3	Asian		
Not Applicable	Insufficient Data for Score	Insufficient Data for Score	NA
GOAL 3   PSSA Math: % of Students Proficient or Advanced, Grades 3-8	Native Hawaiian / Pacific Islander		
<b>Score: 5.6%</b>	Insufficient Data for Score	Insufficient Data for Score	NA
IMPROVING +3.8 From Prior Year ✅	English Learners		
● Improving ● Maintaining ● Not Improving ● Not Applicable	Insufficient Data for Score	Insufficient Data for Score	NA
	Students with IEPs		
	Insufficient Data for Score	Insufficient Data for Score	NA
	Economically Disadvantaged		
	Insufficient Data for Score	<b>50.0%</b>	NA

# Climate, Culture & Opportunity

## Conditions for Success

School Code | 3388 School Name | Boys Latin of Philadelphia Charter School

### % of Students Attending 90%+ of Days

#### All Students

334 Students

Score: 64.4%



IMPROVING

+25.5 From Prior Year



### Number of Dropouts

#### All Students

Grades 7-8

Students: 0

IMPROVING

+0.0 From Prior Year



### % of Students Attending

Greater Than 95% of Instructional Days

25.8%

90-95% of Instructional Days

38.6%

85-90% of Instructional Days

15.6%

80-85% of Instructional Days

7.2%

Less than 80% of Instructional Days

12.9%

### % of Students Receiving Zero Out-of-School Suspensions

#### All Students

334 Students

Score: 76.4%



IMPROVING

+13.1 From Prior Year



\* Schools that are performing at the most positive value for a metric automatically receive a label of "Improving", even if no change in performance occurred.

# Climate, Culture & Opportunity

## Conditions for Success

School Code | 3388 School Name | Boys Latin of Philadelphia Charter School

**% of Teachers Attending 90%+ of Days**

**Additional Teacher Metrics**

**All Teachers**

**Not Applicable**

**Data Unavailable**  
% of Teachers Rated as  
Distinguished

**Data Unavailable**  
% of Teachers Rated as  
Proficient

**Data Unavailable**  
Year-to-Year Teacher  
Retention

*\* Schools that are performing at the most positive value for a metric automatically receive a label of "Improving", even if no change in performance occurred.*

# Reading: Every Student Reads On or Above Grade Level

## Goal 1 - PSSA Reading Proficiency, Grades 3-8

School Code | 3388 School Name | Boys Latin of Philadelphia Charter School

PSSA ELA: % of Students Proficient or Advanced, Grades 3-8	PSSA ELA: % of Students Below Basic, Grades 3-8
<b>All Students</b> <i>87 out of 283 Students</i> <b>Score: 30.7%</b> <div style="display: inline-block; border: 1px solid gray; padding: 2px;"> <span style="background-color: #c00000; color: white; border-radius: 10px; padding: 2px 5px;">NOT IMPROVING</span> <span style="margin-left: 10px;">-2.5 From Prior Year</span> <span style="font-size: 1.5em; color: #c00000; margin-left: 5px;">✘</span> </div>	<b>All Students</b> <i>49 out of 283 Students</i> <b>Score: 17.3%</b> <div style="display: inline-block; border: 1px solid gray; padding: 2px;"> <span style="background-color: #008000; color: white; border-radius: 10px; padding: 2px 5px;">IMPROVING</span> <span style="margin-left: 10px;">-1.1 From Prior Year</span> <span style="font-size: 1.5em; color: #008000; margin-left: 5px;">✔</span> </div>
<b>Black / African American</b> <i>84 out of 265 Students</i> <b>Score: 31.7%</b> <div style="display: inline-block; border: 1px solid gray; padding: 2px;"> <span style="background-color: #c00000; color: white; border-radius: 10px; padding: 2px 5px;">NOT IMPROVING</span> <span style="margin-left: 10px;">-1.0 From Prior Year</span> <span style="font-size: 1.5em; color: #c00000; margin-left: 5px;">✘</span> </div>	<b>Black / African American</b> <i>43 out of 265 Students</i> <b>Score: 16.2%</b> <div style="display: inline-block; border: 1px solid gray; padding: 2px;"> <span style="background-color: #008000; color: white; border-radius: 10px; padding: 2px 5px;">IMPROVING</span> <span style="margin-left: 10px;">-2.9 From Prior Year</span> <span style="font-size: 1.5em; color: #008000; margin-left: 5px;">✔</span> </div>
Hispanic / Latino	Hispanic / Latino
Insufficient Sample	Insufficient Sample
Multi Racial / Other	Multi Racial / Other
Insufficient Sample	Insufficient Sample
White	White
Insufficient Sample	Insufficient Sample
American Indian / Alaskan Native	American Indian / Alaskan Native
Insufficient Sample	Insufficient Sample
Asian	Asian
Insufficient Sample	Insufficient Sample
Native Hawaiian / Pacific Islander	Native Hawaiian / Pacific Islander
Insufficient Sample	Insufficient Sample
English Learners	English Learners
Insufficient Sample	Insufficient Sample
<b>Students with IEPs</b> <i>6 out of 73 Students</i> <b>Score: 8.2%</b> <div style="display: inline-block; border: 1px solid gray; padding: 2px;"> <span style="background-color: #ffa500; color: white; border-radius: 10px; padding: 2px 5px;">MAINTAINING</span> <span style="margin-left: 10px;">+0.9 From Prior Year</span> <span style="font-size: 1.5em; color: #ffa500; margin-left: 5px;">—</span> </div>	<b>Students with IEPs</b> <i>21 out of 73 Students</i> <b>Score: 28.8%</b> <div style="display: inline-block; border: 1px solid gray; padding: 2px;"> <span style="background-color: #008000; color: white; border-radius: 10px; padding: 2px 5px;">IMPROVING</span> <span style="margin-left: 10px;">-21.9 From Prior Year</span> <span style="font-size: 1.5em; color: #008000; margin-left: 5px;">✔</span> </div>
<b>Economically Disadvantaged</b> <i>52 out of 199 Students</i> <b>Score: 26.1%</b> <div style="display: inline-block; border: 1px solid gray; padding: 2px;"> <span style="background-color: #c00000; color: white; border-radius: 10px; padding: 2px 5px;">NOT IMPROVING</span> <span style="margin-left: 10px;">-2.9 From Prior Year</span> <span style="font-size: 1.5em; color: #c00000; margin-left: 5px;">✘</span> </div>	<b>Economically Disadvantaged</b> <i>40 out of 199 Students</i> <b>Score: 20.1%</b> <div style="display: inline-block; border: 1px solid gray; padding: 2px;"> <span style="background-color: #c00000; color: white; border-radius: 10px; padding: 2px 5px;">NOT IMPROVING</span> <span style="margin-left: 10px;">+2.6 From Prior Year</span> <span style="font-size: 1.5em; color: #c00000; margin-left: 5px;">✘</span> </div>

\* Schools that are performing at the most positive value for a metric automatically receive a label of "Improving", even if no change in performance occurred.

# Reading: Every Student Reads On or Above Grade Level

## Goal 2 - PSSA Reading Proficiency, Grade 3

School Code | 3388 School Name | Boys Latin of Philadelphia Charter School

PSSA ELA: % of Students Proficient or Advanced, Grade 3	PSSA ELA: % of Students Below Basic, Grade 3
<p>All Students</p> <p style="text-align: center;">Not Applicable</p>	<p>All Students</p> <p style="text-align: center;">Not Applicable</p>
<p>Black / African American</p> <p style="text-align: center;">Not Applicable</p>	<p>Black / African American</p> <p style="text-align: center;">Not Applicable</p>
<p>Hispanic / Latino</p> <p style="text-align: center;">Not Applicable</p>	<p>Hispanic / Latino</p> <p style="text-align: center;">Not Applicable</p>
<p>Multi Racial / Other</p> <p style="text-align: center;">Not Applicable</p>	<p>Multi Racial / Other</p> <p style="text-align: center;">Not Applicable</p>
<p>White</p> <p style="text-align: center;">Not Applicable</p>	<p>White</p> <p style="text-align: center;">Not Applicable</p>
<p>American Indian / Alaskan Native</p> <p style="text-align: center;">Not Applicable</p>	<p>American Indian / Alaskan Native</p> <p style="text-align: center;">Not Applicable</p>
<p>Asian</p> <p style="text-align: center;">Not Applicable</p>	<p>Asian</p> <p style="text-align: center;">Not Applicable</p>
<p>Native Hawaiian / Pacific Islander</p> <p style="text-align: center;">Not Applicable</p>	<p>Native Hawaiian / Pacific Islander</p> <p style="text-align: center;">Not Applicable</p>
<p>English Learners</p> <p style="text-align: center;">Not Applicable</p>	<p>English Learners</p> <p style="text-align: center;">Not Applicable</p>
<p>Students with IEPs</p> <p style="text-align: center;">Not Applicable</p>	<p>Students with IEPs</p> <p style="text-align: center;">Not Applicable</p>
<p>Economically Disadvantaged</p> <p style="text-align: center;">Not Applicable</p>	<p>Economically Disadvantaged</p> <p style="text-align: center;">Not Applicable</p>

\* Schools that are performing at the most positive value for a metric automatically receive a label of "Improving", even if no change in performance occurred.

# Math & Science: Every Student Performs On or Above Grade Level

## Goal 3 - PSSA Math Proficiency, Grades 3-8

School Code | 3388 School Name | Boys Latin of Philadelphia Charter School

PSSA Math: % of Students Proficient or Advanced, Grades 3-8	PSSA Math: % of Students Below Basic, Grades 3-8
<b>All Students</b> <i>16 out of 286 Students</i> <b>Score: 5.6%</b> <div style="display: flex; align-items: center; gap: 10px;"> <div style="background-color: #28a745; color: white; padding: 5px 10px; border-radius: 15px;">IMPROVING</div> <div style="text-align: center;">+3.8 From Prior Year</div> <div style="color: green; font-size: 24px;">✓</div> </div>	<b>All Students</b> <i>228 out of 286 Students</i> <b>Score: 79.7%</b> <div style="display: flex; align-items: center; gap: 10px;"> <div style="background-color: #ffc107; color: white; padding: 5px 10px; border-radius: 15px;">MAINTAINING</div> <div style="text-align: center;">-0.7 From Prior Year</div> <div style="color: orange; font-size: 24px;">—</div> </div>
<b>Black / African American</b> <i>15 out of 267 Students</i> <b>Score: 5.6%</b> <div style="display: flex; align-items: center; gap: 10px;"> <div style="background-color: #28a745; color: white; padding: 5px 10px; border-radius: 15px;">IMPROVING</div> <div style="text-align: center;">+3.6 From Prior Year</div> <div style="color: green; font-size: 24px;">✓</div> </div>	<b>Black / African American</b> <i>212 out of 267 Students</i> <b>Score: 79.4%</b> <div style="display: flex; align-items: center; gap: 10px;"> <div style="background-color: #ffc107; color: white; padding: 5px 10px; border-radius: 15px;">MAINTAINING</div> <div style="text-align: center;">-0.2 From Prior Year</div> <div style="color: orange; font-size: 24px;">—</div> </div>
<b>Hispanic / Latino</b> Insufficient Sample	<b>Hispanic / Latino</b> Insufficient Sample
<b>Multi Racial / Other</b> Insufficient Sample	<b>Multi Racial / Other</b> Insufficient Sample
<b>White</b> Insufficient Sample	<b>White</b> Insufficient Sample
<b>American Indian / Alaskan Native</b> Insufficient Sample	<b>American Indian / Alaskan Native</b> Insufficient Sample
<b>Asian</b> Insufficient Sample	<b>Asian</b> Insufficient Sample
<b>Native Hawaiian / Pacific Islander</b> Insufficient Sample	<b>Native Hawaiian / Pacific Islander</b> Insufficient Sample
<b>English Learners</b> Insufficient Sample	<b>English Learners</b> Insufficient Sample
<b>Students with IEPs</b> <i>0 out of 75 Students</i> <b>Score: 0.0%</b> <div style="display: flex; align-items: center; gap: 10px;"> <div style="background-color: #ffc107; color: white; padding: 5px 10px; border-radius: 15px;">MAINTAINING</div> <div style="text-align: center;">+0.0 From Prior Year</div> <div style="color: orange; font-size: 24px;">—</div> </div>	<b>Students with IEPs</b> <i>72 out of 75 Students</i> <b>Score: 96.0%</b> <div style="display: flex; align-items: center; gap: 10px;"> <div style="background-color: #ffc107; color: white; padding: 5px 10px; border-radius: 15px;">MAINTAINING</div> <div style="text-align: center;">+0.3 From Prior Year</div> <div style="color: orange; font-size: 24px;">—</div> </div>
<b>Economically Disadvantaged</b> <i>8 out of 201 Students</i> <b>Score: 4.0%</b> <div style="display: flex; align-items: center; gap: 10px;"> <div style="background-color: #28a745; color: white; padding: 5px 10px; border-radius: 15px;">IMPROVING</div> <div style="text-align: center;">+2.4 From Prior Year</div> <div style="color: green; font-size: 24px;">✓</div> </div>	<b>Economically Disadvantaged</b> <i>169 out of 201 Students</i> <b>Score: 84.1%</b> <div style="display: flex; align-items: center; gap: 10px;"> <div style="background-color: #dc3545; color: white; padding: 5px 10px; border-radius: 15px;">NOT IMPROVING</div> <div style="text-align: center;">+1.4 From Prior Year</div> <div style="color: red; font-size: 24px;">✗</div> </div>

\* Schools that are performing at the most positive value for a metric automatically receive a label of "Improving", even if no change in performance occurred.

# Math & Science: Every Student Performs On or Above Grade Level

## PSSA Math Proficiency, Grade 3

School Code | 3388 School Name | Boys Latin of Philadelphia Charter School

PSSA Math: % of Students Proficient or Advanced, Grade 3	PSSA Math: % of Students Below Basic, Grade 3
<p>All Students</p> <p style="text-align: center;"><b>Not Applicable</b></p>	<p>All Students</p> <p style="text-align: center;"><b>Not Applicable</b></p>
<p>Black / African American</p> <p style="text-align: center;"><b>Not Applicable</b></p>	<p>Black / African American</p> <p style="text-align: center;"><b>Not Applicable</b></p>
<p>Hispanic / Latino</p> <p style="text-align: center;"><b>Not Applicable</b></p>	<p>Hispanic / Latino</p> <p style="text-align: center;"><b>Not Applicable</b></p>
<p>Multi Racial / Other</p> <p style="text-align: center;"><b>Not Applicable</b></p>	<p>Multi Racial / Other</p> <p style="text-align: center;"><b>Not Applicable</b></p>
<p>White</p> <p style="text-align: center;"><b>Not Applicable</b></p>	<p>White</p> <p style="text-align: center;"><b>Not Applicable</b></p>
<p>American Indian / Alaskan Native</p> <p style="text-align: center;"><b>Not Applicable</b></p>	<p>American Indian / Alaskan Native</p> <p style="text-align: center;"><b>Not Applicable</b></p>
<p>Asian</p> <p style="text-align: center;"><b>Not Applicable</b></p>	<p>Asian</p> <p style="text-align: center;"><b>Not Applicable</b></p>
<p>Native Hawaiian / Pacific Islander</p> <p style="text-align: center;"><b>Not Applicable</b></p>	<p>Native Hawaiian / Pacific Islander</p> <p style="text-align: center;"><b>Not Applicable</b></p>
<p>English Learners</p> <p style="text-align: center;"><b>Not Applicable</b></p>	<p>English Learners</p> <p style="text-align: center;"><b>Not Applicable</b></p>
<p>Students with IEPs</p> <p style="text-align: center;"><b>Not Applicable</b></p>	<p>Students with IEPs</p> <p style="text-align: center;"><b>Not Applicable</b></p>
<p>Economically Disadvantaged</p> <p style="text-align: center;"><b>Not Applicable</b></p>	<p>Economically Disadvantaged</p> <p style="text-align: center;"><b>Not Applicable</b></p>

\* Schools that are performing at the most positive value for a metric automatically receive a label of "Improving", even if no change in performance occurred.



# Math & Science: Every Student Performs On or Above Grade Level

## PSSA Science Proficiency, Grades 4 and 8

School Code | 3388 School Name | Boys Latin of Philadelphia Charter School

PSSA Science: % of Students Proficient or Advanced, Grades 4 & 8	PSSA Science: % of Students Below Basic, Grades 4 & 8
<p><b>All Students</b> 27 out of 86 Students</p> <p><b>Score: 31.4%</b></p> <p>IMPROVING +11.1 From Prior Year </p>	<p><b>All Students</b> 35 out of 86 Students</p> <p><b>Score: 40.7%</b></p> <p>IMPROVING -13.5 From Prior Year </p>
<p><b>Black / African American</b> 25 out of 78 Students</p> <p><b>Score: 32.1%</b></p> <p>IMPROVING +11.4 From Prior Year </p>	<p><b>Black / African American</b> 32 out of 78 Students</p> <p><b>Score: 41.0%</b></p> <p>IMPROVING -14.9 From Prior Year </p>
<p><b>Hispanic / Latino</b></p> <p>Insufficient Sample</p>	<p><b>Hispanic / Latino</b></p> <p>Insufficient Sample</p>
<p><b>Multi Racial / Other</b></p> <p>Insufficient Sample</p>	<p><b>Multi Racial / Other</b></p> <p>Insufficient Sample</p>
<p><b>White</b></p> <p>Insufficient Sample</p>	<p><b>White</b></p> <p>Insufficient Sample</p>
<p><b>American Indian / Alaskan Native</b></p> <p>Insufficient Sample</p>	<p><b>American Indian / Alaskan Native</b></p> <p>Insufficient Sample</p>
<p><b>Asian</b></p> <p>Insufficient Sample</p>	<p><b>Asian</b></p> <p>Insufficient Sample</p>
<p><b>Native Hawaiian / Pacific Islander</b></p> <p>Insufficient Sample</p>	<p><b>Native Hawaiian / Pacific Islander</b></p> <p>Insufficient Sample</p>
<p><b>English Learners</b></p> <p>Insufficient Sample</p>	<p><b>English Learners</b></p> <p>Insufficient Sample</p>
<p><b>Students with IEPs</b></p> <p>Insufficient Sample</p>	<p><b>Students with IEPs</b></p> <p>Insufficient Sample</p>
<p><b>Economically Disadvantaged</b> 15 out of 61 Students</p> <p><b>Score: 24.6%</b></p> <p>IMPROVING +2.7 From Prior Year </p>	<p><b>Economically Disadvantaged</b> 30 out of 61 Students</p> <p><b>Score: 49.2%</b></p> <p>IMPROVING -7.0 From Prior Year </p>

\* Schools that are performing at the most positive value for a metric automatically receive a label of "Improving", even if no change in performance occurred.